






# TEST REPORT

 <b>FILK</b> a Subsidiary of KFPA	Report No : GK2026-0104E Page( 1 )/( 8 )Pages	 
-----------------------------------------------------------------------------------------------------------------------	--------------------------------------------------	-------------------------------------------------------------------------------------------------------------------------------------------------------------------------

1030, Gyeongchung-daero, Ganam-eup, Yeosu-si, Gyeonggi-do, 12661, Korea

1. Client

- Name : Lee, Suckwoo, Saint-Gobain Isover Korea Co., Ltd
- Address : #1, 70, Bugokgongdan 1-gil, Songak-eup, Dangjin-si, Chungcheongnam-do, Korea
- Date of Receipt : 2026. 3. 4.

2. Test specimen : Ecophon Advantage

3. Date of Test : 2026. 3. 5.

4. Use of Report : Capability Verification

5. Location of Test :  Permanent Testing Lab     On Site Testing

(Address : the same as the address of FILK)



6. Test method : KS F 2805 : 2014

7 Test Environment : Temperature : (16 ± 1) °C, Humidity : (40 ± 2) % R.H.

8 Test Results

Test	Results				Reference
	Frequency (Hz)	Sound absorption coefficient( $a_s$ )	Frequency (Hz)	Sound absorption coefficient( $a_s$ )	
Sound absorption coefficient	100	0.36	800	0.72	Details : Refer to the Contents
	125	0.27	1 000	0.77	
	160	0.34	1 250	0.97	
	200	0.71	1 600	0.93	
	250	0.82	2 000	1.01	
	315	0.80	2 500	1.02	
	400	0.83	3 150	1.04	
	500	0.83	4 000	1.03	
	630	0.84	5 000	0.97	

- \* The results shown in this report refer only to the specimen(s) tested unless otherwise stated.
- \* The results obtained from using only excerpts of this test report are not guaranteed.
- \* This report is related to KS Q ISO / IEC 17025 and KOLAS accreditation

Affirmation	Tested by Name : Lee Hyojin (Signature) 	Technical Manager Name : Jeong Jeongho (Signature) 
-------------	--------------------------------------------------------------------------------------------------------------------------------	---------------------------------------------------------------------------------------------------------------------------------------------

## Fire Insurers Laboratories of Korea




a subsidiary of Korean Fire Protection Association

Accredited by KOLAS, Republic of KOREA



The above test report is the accredited test result by Korea Laboratory Accreditation Scheme, which signed the ILAC-MRA.



	<b>FILK</b> a Subsidiary of KFPA	Report No : GK2026-0104E Page( 2 )/( 8 )Pages		
-----------------------------------------------------------------------------------	-------------------------------------	--------------------------------------------------	-------------------------------------------------------------------------------------	-------------------------------------------------------------------------------------

## 1. SUMMARY

The purpose of the test was to determine the sound absorption coefficient and noise reduction coefficient(NRC) of the specimen through the acoustic test in accordance with KS F 2805:2014 (Measurement of sound absorption in a reverberation room).

## 2. CONSTRUCTION OF THE TEST SPECIMEN

The test specimen supplied and constructed by Saint-Gobain Isover Korea Co., Ltd as shown in **Table 1**. (See Appendix 1, 2.)

2.1 Test specimen : Ecophon Advantage

2.2 Test specimen size : Width 2975 mm × Length 3570 mm × Depth 15 mm (Area : 10.62 m<sup>2</sup>)

〈Table 1〉 Material components and arrange of the specimens

(Dimension : mm)

Material components	
Specimen unit size	Width 595 × Length 595 × Depth 15
Installation of specimen	Ecophon Advantage 15 + Air space 200

2.3 The details of the specimen was shown in appendix 1.

## 3. TEST PROCEDURE

### 3.1 Measuring Position and Repeat




The reverberation time of the room with and without the specimen were measured 20 times at 5 microphone points in reverberation room.

The microphone positions were located in the reverberation room with distance of not less than 2m from sound source and 1.5m from other measuring positions, and the distance between the specimen and wall boundary was 1m at least.



K-TP-15-03/B(00)

FILK a subsidiary of KFPA

	<b>FILK</b> a Subsidiary of KFPA	Report No : GK2026-0104E Page( 3 )/( 8 )Pages		
-----------------------------------------------------------------------------------	-------------------------------------	--------------------------------------------------	-------------------------------------------------------------------------------------	-------------------------------------------------------------------------------------

### 3.2 Equivalent Sound Absorption Area of The Empty Reverberation Room ( $A_1$ )

The equivalent sound absorption area of the empty reverberation room,  $A_1(m^2)$  were calculated by equation (1) as follows

$$A_1 = \frac{55.3V}{cT_1} - 4Vm_1 \quad \text{----- (1)}$$

where  $V$  : Volume of the empty reverberation room( $m^3$ )  
 $c$  : Propagation speed of sound in air(  $c = 331+0.6 t/^\circ C$ , m/s)  
 $T_1$  : Reverberation time of the empty reverberation room(s)  
 $m_1$  : Power attenuation coefficient in the empty reverberation room( $m^{-1}$ )  
( $m = \alpha/10\log(e)$ ,  $\alpha$  : sound absorption coefficient in the atmospheric pressure)

### 3.3 Equivalent Sound Absorption Area of The Reverberation Room with The Test Specimen ( $A_2$ )

The equivalent sound absorption area of the reverberation room with the test specimen,  $A_2(m^2)$  were calculated by equation (2) as follows

$$A_2 = \frac{55.3V}{cT_2} - 4Vm_2 \quad \text{----- (2)}$$

where  $T_2$  : Reverberation time of the empty reverberation room(s)  
 $m_2$  : Power attenuation coefficient in the reverberation room with the test specimen( $m^{-1}$ )  
( $m = \alpha/10\log(e)$ ,  $\alpha$  : sound absorption coefficient in the atmospheric pressure)




### 3.4 Equivalent Sound Absorption Area of The Test Specimen ( $A_T$ )

The equivalent sound absorption area of the test specimen,  $A_T(m^2)$  were calculated by equation (3) as follows

$$A_T = A_2 - A_1 = 55.3V \left( \frac{1}{c_2T_2} - \frac{1}{c_1T_1} \right) - 4V(m_2 - m_1) \quad \text{----- (3)}$$

where  $c_1$  : Propagation speed of sound in air at the temperature  $t_1(m/s)$   
 $c_2$  : Propagation speed of sound in air at the temperature  $t_2(m/s)$



	<b>FILK</b> a Subsidiary of KFPA	Report No : GK2026-0104E Page( 4 )/( 8 )Pages		
-----------------------------------------------------------------------------------	-------------------------------------	--------------------------------------------------	-------------------------------------------------------------------------------------	-------------------------------------------------------------------------------------

### 3.5 Sound absorption coefficient ( $\alpha_s$ )

The sound absorption coefficient,  $\alpha_s$ , of a plane absorber or a specified array of test objects were calculated by equation (4) as follows

$$\alpha_s = \frac{A_T}{S} \quad \text{-----} \quad (4)$$

where  $A_T$  : Equivalent sound absorption area of the test specimen( $m^2$ )

$S$  : Area covered by the test specimen( $m^2$ )

### 3.6 Frequency Range of Measurements

From 100 Hz to 5 000 Hz (Defined as one-third octave band)

## 4. TEST FACILITY

### 4.1 Test Room

The structure of the test room is made of reinforced concrete in thickness of 300 mm.

The shape of the reverberation room is irregular polyhedrons and the volume is  $200 m^3$  with seven faces.

### 4.2 Test Instrument

#### 4.2.1 Sound Source

- Broad band noise with amplifier and loudspeaker
- Instrument model : B&K 4296 made in Denmark




#### 4.2.2 Microphone

- Omni-directional microphone
- Instrument model : B&K 4942 made in Denmark

#### 4.2.3 Sound Level Analyser

- Real-time frequency analyser
- Instrument model : B&K PULSE made in Denmark

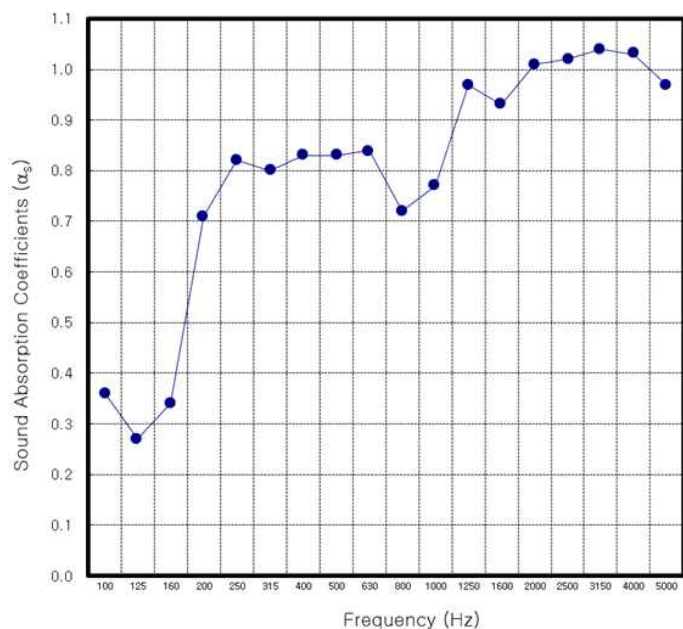


 <b>FILK</b> a Subsidiary of KFPA	Report No : GK2026-0104E Page( 5 )/( 8 )Pages	 
--------------------------------------------------------------------------------------------------------------------------	--------------------------------------------------	----------------------------------------------------------------------------------------------------------------------------------------------------------------------------

## 5. TEST RESULTS

As the results of the tests, the sound absorption coefficient( $\alpha_s$ ) and NRC of each specimen was evaluated as shown in **table 2**.




<Table 2> TEST RESULTS

Test method	KS F 2805 : 2014		Date of Test	2026. 3. 5.
Test specimen	Ecophon Advantage		Condition	Temperature : (16 ± 1) °C Humidity : (40 ± 2) % R.H
Frequency (Hz)	Reverberation time (s)		Sound absorption coefficient( $\alpha_s$ )	<p>※ MEASURED GRAPH</p> 
	( $T_1$ )	( $T_2$ )		
100	19.38	5.84	0.36	
125	16.04	6.62	0.27	
160	11.60	5.04	0.34	
200	9.34	2.93	0.71	
250	5.79	2.27	0.82	
315	5.09	2.18	0.80	
400	4.64	2.04	0.83	
500	4.07	1.93	0.83	
630	4.86	2.08	0.84	
800	5.34	2.36	0.72	
1 000	5.55	2.30	0.77	
1 250	5.44	2.00	0.97	
1 600	5.20	2.01	0.93	
2 000	4.52	1.81	1.01	
2 500	3.74	1.66	1.02	
3 150	2.92	1.46	1.04	
4 000	2.15	1.25	1.03	
5 000	1.65	1.08	0.97	
<b>NRC</b>	<b>0.86</b>			

○ Specimen unit size :

Width 595 mm × Length 595 mm × Depth 15 mm

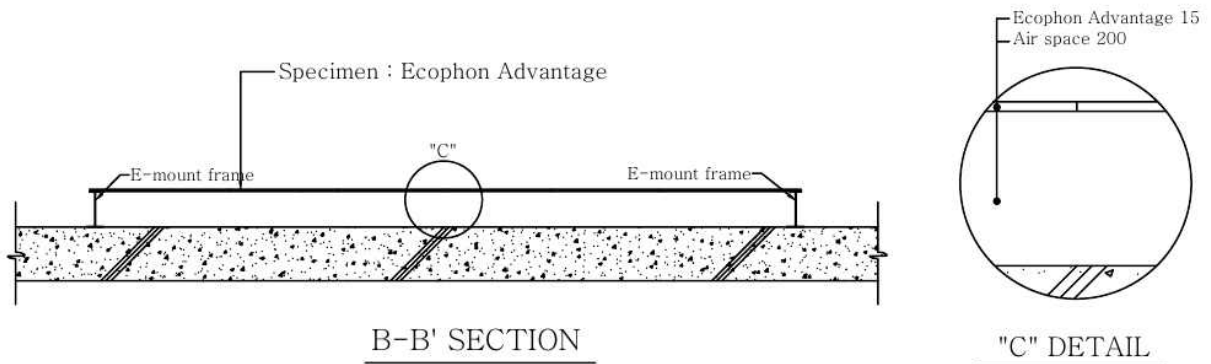
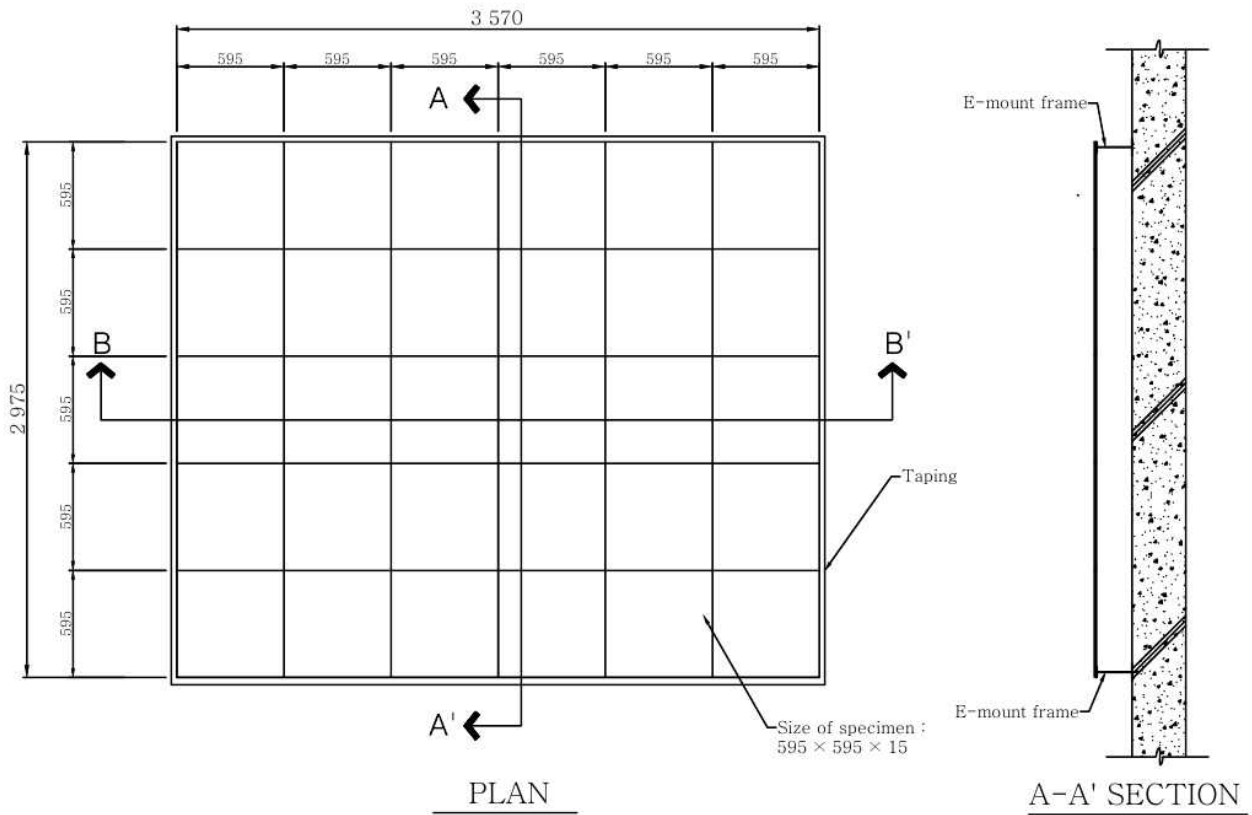
○ Installation of specimen : Ecophon Advantage 15 mm + Air space 200 mm




	<p><b>FILK</b> a Subsidiary of KFPA</p>	<p>Report No : GK2026-0104E Page( 6 )/( 8 )Pages</p>		
-----------------------------------------------------------------------------------	---------------------------------------------	----------------------------------------------------------	-------------------------------------------------------------------------------------	-------------------------------------------------------------------------------------

APPENDIX 1.

**DRAWING OF THE TEST SPECIMEN**

(Dimension : mm)



	<p><b>FILK</b> a Subsidiary of KFPA</p>	<p>Report No : GK2026-0104E Page( 7 )/( 8 )Pages</p>		
-----------------------------------------------------------------------------------	---------------------------------------------	----------------------------------------------------------	-------------------------------------------------------------------------------------	-------------------------------------------------------------------------------------

APPENDIX 2.

PHOTOGRAPHS



[PHOTO 1] Test specimen arranged in reverberation room



[PHOTO 2] Details of the test specimen arrangement



